



FAÇADE CREATIONS

Heritage Door
Brochure



Introducing our new Heritage entrance door

Our new, fully aluminium Heritage entrance door is a modern take on a design classic that dates back to the early 20th century Art Deco and Modernist architectural movements.

The industrial style of the slim frame is perfectly suited to aluminium, which, unlike its steel predecessor, is highly durable, energy-efficient and fully recyclable. And, with several configuration options, including fan and side lights, you can create a seamless heritage aesthetic across a wide range of door opening sizes and uses, from single doors to French doors with multiple fan lights.

The Heritage door has been crafted to match the 58BW HI window range. Its shared profiles, beads, and ancillaries offer new fabricators a full heritage range of windows and doors with less stock-holding and simple fabrication. Existing fabricators who are already making our 58BW range can start producing the Heritage door with the ease and speed they're familiar with.

For homeowners, the slim steel-look form doesn't sacrifice function. Slim sightlines of just 51.7mm combine the striking geometric design with maximum light transmission, elegantly framing outside space. All complemented by market-leading U-Values of 1.4 w/m²K making it fully compliant with Part L Building Regulations for refurbishment projects.



System overview

Market-leading strength

Cleat pockets either side of the thermal break create a stronger system.

Easy integration for existing fabricators

45 degree mitre and crimped sash with new V-block and jaws, supplied by AluK, allow fabricators to create strong corners utilising their existing crimper.

Dedicated transom

Dedicated matching slim door and fixed light transom allows you to seamlessly match the horizontal lines of the door with screen work on either side, so no need for dummy sash or astragal bars.

Fast lead times

Available in 5 days lead time for matt black 9005m;
15 day lead time for non-stock single colour;
and 20 days for non-stock dual colour.

Heritage hardware



A range of hardware and handles is also available in matching colours to suit each home:

Matt Black | **Antique Bronze**
Heritage Black | **Heritage Grey**



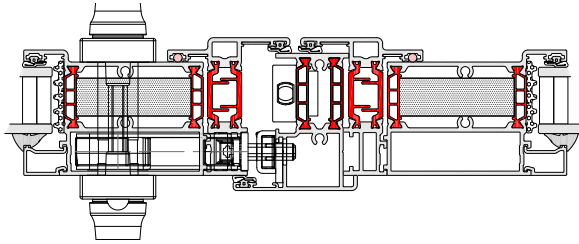
Innovators in
Curtain Walling, Façades, Cladding, Windows & Doors

Heritage Door Details

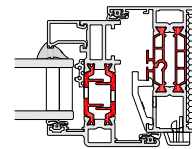
*Internal tests only, UKAS testing TBC

| PERFORMANCE AND ACCREDITATIONS | SINGLE OPEN OUT | DOUBLE OPEN IN |
|--------------------------------------|-------------------|--------------------|
| U-value (Double glazing 1.0 CP Unit) | 1.4 W/m²K | 1.4 W/m²K |
| Air Permeability | 600 Pa (Class 4)* | 600 Pa (Class 4)* |
| Water Tightness | 750 (Class E750)* | 200 Pa (Class 5A)* |
| Wind Resistance | TBC | TBC |
| System | | |
| Depth | 58-70 mm | 58-70 mm |
| Size and weight limits | | |
| Max Door Size (WxH) | 1000mm x 2300mm | 2000mm x 2300mm |
| Min Door Size (WxH) | 600mm x 1800mm | 1200mm x 1800mm |
| Max Vent Weight | 65 kg | 65 kg |
| Glazing | | |
| Glazing Thickness | 24 - 28 mm | 24 - 28 mm |
| Glazing Options | Double Glazed | Double Glazed |
| System Features | | |
| Dual Colour Option | ✓ | ✓ |
| Multi-Point Locking | ✓ | ✓ |
| Barrell Hinges | ✓ | ✓ |
| Thermally Broken | Low Lambda PA | Low Lambda PA |

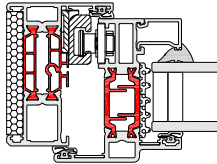
► 58BWST HI DOUBLE DOOR MEETING STILE



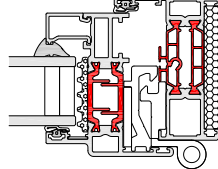
► 58BWST HI OPEN OUT CILL



► 58BWST HI OPEN OUT LOCK JAMB



► 58BWST HI OPEN OUT HINGE JAMB



► 58BWST HI THERMAL PROFILE



SINGLE DOOR
OPEN IN & OPEN OUT



SINGLE / DOUBLE DOOR
+ SIDE LIGHTS



DOUBLE DOOR
OPEN IN & OPEN OUT



SINGLE / DOUBLE DOOR
+ FAN LIGHTS



T: +44 (0) 116 2289 3343 E: info@facadecreations.co.uk W: www.facadecreations.co.uk

Registered in England, Company Number: 16267073